

Technical sheet

MLT 635-130 PS+

Telehandlers



Capacities	metric
Max. capacity	3500 kg
Max. lifting height	6.08 m
Max. outreach	3.20 m
Reach at max. height	0.60 m
Breakout force with bucket	5883 daN
Weight and dimensions	
Unladen weight (with forks)	7405 kg
1 - Ground clearance	0.41 m
2 - Overall length to carriage	4.66 m
3 - Wheelbase	2.60 m
4 - Overall width of cab	0.95 m
5 - Overall width	2.39 m
6 - Overall height	2.38 m
Crowd angle	12 °
Dump angle	134 °
7 - External turning radius (over tyres)	3.77 m
Standard tyres	460/70 R24 159A8 A580 - Alliance
Performances	
Lifting	7.10 s
Lowering	5.10 s
Extension	6 s
Retraction	4.50 s
Crowd	3 s
Dump	2.40 s
Engine	
Brand	Deutz
Environmental norm	Stage IV / Tier 4 Final
Model	TCD 3.6 l
Number of cylinders - Cubic capacity	4 - 3621 cm ³
Power	129 hp / 95 kW
Max. torque	500 Nm at 1600 rpm
Laden drawbar pull	8020 daN
Reversible fan	Standard
Cooling system	4 radiators (water + intercooler + hydraulic oil + transmission oil)
Transmission	
Type	Torque Converter with Powershift Plus gearbox
Number of gears (forward/reverse)	6/3
Max. travel speed (may vary according to applicable regulations)	40 km/h
Differential lock	Limited slip differential on front axle
Parking brake	Manual parking brake
Service brake	Hydraulic oil immersed multi-disc braking on front & rear axles
Hydraulics	
Hydraulic pump type	Load sensing pump
Hydraulic flow - Pressure	150 l/min - 270 bar
"Flow sharing" distributor	Standard

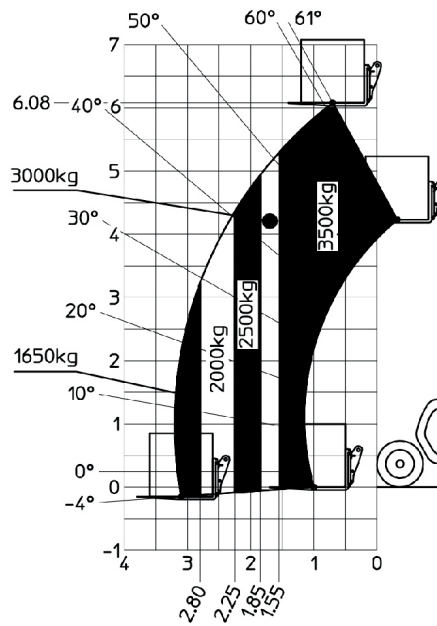
Tank capacities	
Hydraulic oil	135 l
Fuel	120 l
Diesel Exhaust Fluid (AdBlue® type)	10 l
Noise & vibration	
Noise at driving position (LpA)	73 dB
Environmental noise (LwA)	105 dB
Vibration to whole hand / arm	<2.5 m/s ²
Miscellaneous	
Safety	Tractor homologation EN 15000 Norm "ROPS - FOPS Level 2" cab.

Tyre options

Optional tires	Overall machine height	Overall machine width
Trelleborg - 460/70 R24 159A8 TH400	2.37 m	2.40 m
Michelin - 460/70 R24 159A8 XMCL	2.37 m	2.40 m
Michelin - 460/70 R24 159A8 Bibload	2.37 m	2.40 m
Michelin - 15.5 R25 XHA	2.37 m	2.33 m
Nokian - 460/65 R24 159A8 Tri Steel	2.36 m	2.37 m

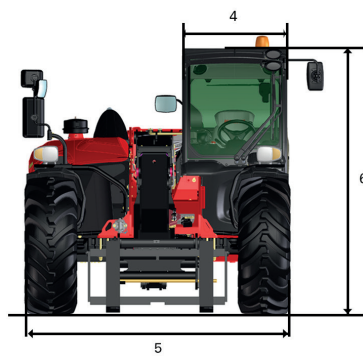
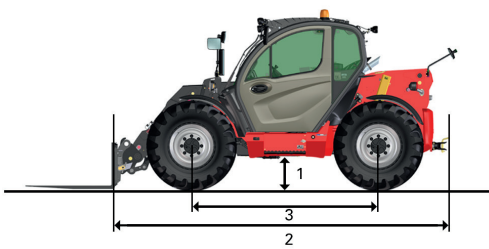
Load chart


Machine on tyres with forks



Rough terrain load chart (EN 1459 B)

Dimensional drawing





Siège Social
430 rue de l'Aubinière - 44150 Ancenis Cedex - France
Tel: +33(0)2 40 09 10 11 - Fax: +33 (0)2 40 09 10 97
www.manitou.com



This brochure describes versions and configuration options for Manitou products which may be fitted with different equipment. The equipment described in this brochure may be standard, optional or not available depending on version. Manitou reserves the right to change the specifications shown and described at any time and without prior warning. The manufacturer is not liable for the specifications given. For more information, contact your Manitou dealer. Non-contractual document. Product descriptions may differ from actual products. List of specifications is not comprehensive. The logos and visual identity of the company are the property of Manitou and may not be used without authorisation. All rights reserved. The photos and diagrams contained in this brochure are provided for information only.

MANITOU BF SA - Limited company with board of directors - Share capital: 39,547,824 euros - 857 802 508 RCS Nantes